



GAZCO

Reflex
GAS FIRES

MULTI
AWARD
WINNER





Reflex 105-3 (three-sided fire) with EchoFlame Black Glass lining, with Left Open Corner Ventilation Bar

Ambience beyond expectation

The Reflex fire range couples advanced technology with ultra-lifelike logs to create a gas flame effect almost indistinguishable from a woodburning fire.

Offering the ultimate in gas fire realism, Reflex fires can be selected in portrait, landscape, single and multi-sided versions - with a choice of styling options to suit your home.



We are proud to have been recognised as an award-winning manufacturer, for our high-quality products and innovative technology. Find out more at [gazco.com/awards](https://www.gazco.com/awards)



Reflex 757 Edge with Ledgestone effect lining.
Shown with the Claremont limestone mantel,
matching slip set and optional large limestone pillar.

WIN the cost of your
product back!

by registering your product online for your free extended
warranty. See page 49 for details.

Peace of Mind

Quality and Innovation of the Highest Standard

When you choose Gazco, quality and innovation are assured. From traditional models to contemporary designs, we are committed to creating the ultimate flame-effect gas and electric fires. Our research and development laboratories are amongst the most advanced in the world, ensuring that the very latest technologies are incorporated into our appliances.

Gazco is an ISO9001 and ISO14001 accredited company. Our rigorous quality control system ensures that all our appliances are safety checked and that they comply with the appropriate regulations, with all fires in this brochure bearing both the UKCA and CE mark. Similarly, our environmental management systems ensure we work in a sustainable manner, whilst endeavouring to protect the environment by minimising any possible impact from our operations.

With 40 years of proven experience building quality Gas fires, you can be confident that when you select a Gazco fire, you are getting the best of British design, engineering and manufacturing.



Five Year Extended Warranty

Your Gazco Expert Retailer will provide you with a Two Year Warranty for your new Reflex gas fire. This can be extended to a Five Year Warranty by registering your fire with Gazco.



Please note, these warranties exclude certain consumable parts. Fires purchased outside of Gazco's Expert Retailer Network will carry a standard 1 Year non-extendable Warranty, or minimum statutory warranty for your country. Full warranty terms and conditions are available to view at www.gazco.com.

Expert Retailer Network

We take great care to ensure that our fires are designed, tested and manufactured to the highest possible quality and safety standards. We are equally careful to make certain they are sold and installed correctly so you can enjoy years of pleasure from your fire.

Our products are only available from experienced, independent retailers who will be happy to show you a selection of models locally in their showrooms, often fully operational. These independent retailers will discuss your individual requirements both technical (such as sizing the heat output to your room and advising on your flue type) and design, to ensure that you select the most appropriate product for your home.

Our experienced retailers will also be able to advise on, or assist with, the installation process as well as help provide any after-sales support and servicing your appliance may require in the future. Whilst we encourage our retailers to promote fireplace products and their outlets via the internet, we do not believe suitable levels of customer care and satisfaction can be obtained from purchasing the product only online and we would strongly recommend that you consider this when undertaking your research and making a purchasing decision.

Furthermore, please be aware that we do not offer technical support (beyond our statutory responsibilities) to products bought via nationwide online sales, where this support would normally be offered by one of our qualified, independent retailers.

Find Your Expert Retailer

You can find your nearest expert retailer by visiting:
www.gazco.com/retailers



Choosing your Reflex

Reflex 75T..... page 12



The versatile 75T suits modern or traditional settings alike, with a wide range of contemporary frames and classical stone mantel options. Conventional or balanced flue versions ensure this fire can be installed with or without a chimney.



Square single sided fires

Reflex 105..... page 28



Nothing compares to inspiring presence of the landscape 105. The fire's expansive flame view can be enhanced with a range of stylish lining and surround possibilities to suit your tastes. Choose from conventional or balanced flue fires.



Landscape single sided fires

Reflex Multi-Sided..... page 36



Granting a panoramic view of the stunning flames, balanced flue Reflex 75T and 105 Multi-Sided fires let you create a bespoke two-sided or three-sided fireplace. Flames can be viewed from different angles, creating a unique focal point in your home.



Left facing fire



Three sided fire



Right facing fire



Reflex 75T Mon XS with Brick-effect lining

Enchanting Effects

Three dynamic features create captivating flame visuals with extraordinary levels of realism.

Stunning Flames

The very heart of the Reflex's design, the flame visuals have been meticulously crafted to mimic a real woodburning fire. Featuring three carefully positioned dual burners, flames dance and flow among the logs and can be set to either front only or front and rear flames, with either setting independently adjustable and infinitely variable. Whether you're in the mood for a lazy fire or a dramatic blaze, you choose the atmosphere you desire. Ensuring a crystal-clear flame view, all Reflex fires feature non-reflective glass for a flawless, open-fire aesthetic.

Ultra-realistic Log-effects

The natural beauty of burning wood logs is one of the most charming elements of a wood fire. Expert crafting techniques combined with cutting-edge technology make the Reflex log-effect indiscernible from natural logs – ensuring every minute detail of the wood's texture and grain is captured. Concealing the innovative dual burner system, this ultra-realistic fuel bed ensures an eye-catching centrepiece.

EmberLight LED Bed

Encouraging intimate conversation and quiet reflection, a glowing hearth bathes the room in relaxing ambience and soft glow. The Reflex's innovative EmberLight bed combines adjustable LED lighting with glass ember-effects, creating an immersive display which can be experienced with or without the flames – letting you enjoy the Reflex's glow all year round.



Reflex Key Features

- Adjustable LED lighting effects
- Non-reflective glass for a crystal-clear flame view
- Various frame and lining options
- Optional smart phone or tablet control
- EcoFlex gas saving mode
- Natural Gas or LPG
- Conventional or balanced flue fires*
- Harmony™ Programmable Thermostatic Remote Control



See Reflex fires burning

The Reflex's spectacular flame visuals are impossible to capture in a still image. To truly experience this stunning fire range, view the Reflex video on our website:



Experience
the Reflex

gazco.com/reflex



*Balanced flue models deliver combustion air back into the room via the enclosure top when the fire is lit. Air vents are required at the top and bottom of the enclosure on both sides. Please see page 88 for more information.

Complete Control

Putting the Reflex's array of features at your fingertips, the effortless control system lets you create your desired ambience in blissful harmony.



Harmony¹⁰ Control System

Gazco's Harmony¹⁰ control system lets you ignite, extinguish or adjust the height and heat of both the front and rear flame. You can also adjust the brightness of the ambient EmberLight LED fuel bed.

Giving you complete control over the Reflex's advanced features, the handset lets you maintain your chosen room temperature or program the fire to a daily or weekly schedule to fit your lifestyle. You can also adjust the Reflex's EcoFlex gas saving mode, which modulates flame height by almost imperceptible degrees, lowering gas usage whilst maintaining the natural rise and fall of a real wood fire.

- Ignite/extinguish flames
- Front and rear flame control
- Thermostatic Programmable Control
- Daily / Weekly programmable schedule
- EcoFlex gas saving mode
- EmberLight LED bed (with or without flames)

HARMONY¹⁰

CONTROL SYSTEM



Reflex 75T Edge with Fluted Vermiculite lining.
Shown with Claremont limestone mantle, and matching slip set.

Reflex Myfire App Control

Reflex fires can be selected with optional Wi-Fi connectivity, which lets you use the Myfire app to control your fire from your smart phone or tablet device.

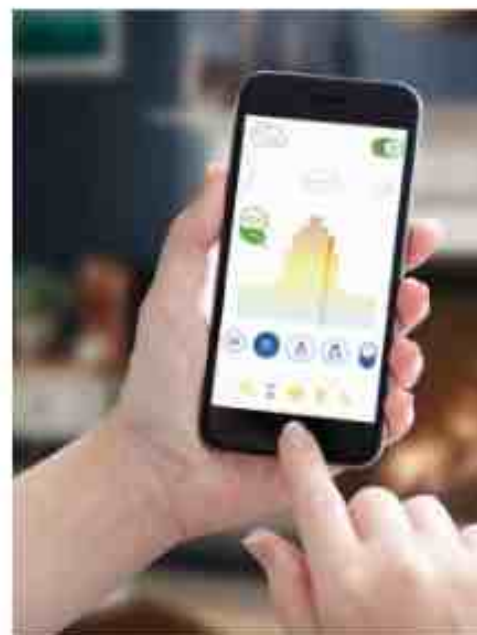
In addition to offering all of the features of the Harmony¹⁰ handset, including easy flame and LED lighting control as well as programmable and thermostatic modes, this innovative app provides even greater control over your Reflex fire.

EcoFlex Gas Saving

The Myfire app lets you fine tune the Reflex's EcoFlex gas saving mode, letting you switch between low medium and high settings that save 45%, 25% or 10% gas depending on your choice. You can also select the length of the EcoFlex cycle, with 15, 20 or 25 minute durations allowing you to choose the rhythm of the flames.

Unique Flame Profiles

For increased convenience, the Reflex app lets you save your fire's settings in up to four different profiles. Create profiles for different seasons or even just to suit your mood. Should you have more than one Reflex fire in your home, you can also use the Myfire profiles to control each fire from a single tablet or smart phone.





Reflex 75T Edge with Black Reeded lining. Shown with Sandringham limestone mantel, matching slip set and small hearth.

Styling your 75T to Suit

With a wealth of styling options to choose from, the Reflex lets you tailor your fire to your home

Surround Options

The Reflex 75T is ready for a frameless hole-in-the-wall, 'Edge' installation, but can be enhanced with any one of the distinctive frames for further styling possibilities. Reflex frames range from luxurious glass to sophisticated steel in a variety of designs and styles.

As well as the contemporary frame choices, the Reflex can also be combined with a number of elegant stone mantels, allowing you to create a beautiful, traditional fireplace with all the benefits of a cutting-edge gas fire.



Edge (frameless)



Evoke Steel



Evoke Glass



Verve XS



Echo XS



Stone Mantels

Key Details

	Conventional Flue	Balanced Flue
Maximum Heat Output	8.0kW	8.3kW
Efficiency	Up to 76%	Up to 92%
Energy Efficiency Class	B	A

Lining Options

Creating a backdrop to the stunning flames, the Reflex's lining options let you choose the style of your fire and the atmosphere it will create:



EchoFlame Black Glass



LedgeStone-effect



Black Reeded



Brick-effect



Fluted Vermiculite

Each lining option offers an entirely different aesthetic. From the depth-enhancing EchoFlame Black Glass to the natural LedgeStone-effect, you can easily create a contemporary or traditional fireplace to suit your décor.

Reflex 75T

Edge

For pure, effortless style, the Reflex 75T can be installed as the frameless Edge. Seamlessly integrating with your interior, the stunning flame visuals and lifelike logs take centre stage.



Dimensions *

Width - 797mm

Height - 711mm

Heat Output and Efficiency

See page 13

Stone Mantels

See pages 24-27



*Dimensions given are from wall
with 100mm insulation



Experience
the Reflex

gazco.com/reflex





Reflex 75T Evoke Steel

Prominence and definition make the Evoke Steel a natural choice for creating additional presence.

Frame Dimensions

Width - 1117mm

Height - 1034mm

Depth - 42mm

Front & Rear Finish

Graphite

Heat Output and Efficiency

See page 13



Experience
the Reflex

gazco.com/reflex

Reflex 75T Evoke Steel in Graphite with EchoFlame Black Glass lining.

Reflex 75T

Evoke Glass

The contemporary Evoke Glass frame layers different materials to create a sophisticated, eye-catching surround.

Choose from a White or Black glass front with a Graphite rear.



Frames Dimensions

Width - 1117mm
Height - 1034mm
Depth - 42mm

Front Finishes

Black Glass
White Glass

Rear Finish

Graphite

Heat Output and Efficiency

See page 13



Experience
the Reflex

gazco.com/reflex



Reflex 75T Evoke Glass with Black Glass front, Graphite rear and Black Reeded lining



Rreflex 75T Icon XS with Fluzad Vermiculite lining

Reflex 75T Icon XS

The Icon XS frame adds a luxurious, contemporary finish, surrounding the fire with highly reflective black glass. Contrasting starkly with the glow of the flames, this frame choice enhances any interior with its chic, minimalist styling.

Frame Dimensions

Width - 1089mm

Height - 1015mm

Depth - 17mm

Finish

Black Glass

Heat Output and Efficiency

See page 13



Experience
the Reflex

gazco.com/reflex



Reflex 75T Icon XS with Ledgestone-effect lining. See page 7 for additional image.

Reflex 75T Verve XS

A contemporary frame choice with unmistakable flair, the Reflex 75T Verve XS makes a statement wherever it is installed. Featuring a subtly curving exterior finished in Graphite, this designer frame adds further impact to the Reflex's stunning flame visuals.



Frame Dimensions

Width - 1202mm
Height - 1005mm
Depth - 57mm

Finish

Graphite

Heat Output and Efficiency

See page 13.

 Experience
the Reflex
gazco.com/reflex

Reflex 75T Verve XS in Graphite with Fluted Verruculite lining.



Reflex 75T Verve XS in Graphite with Black Rounded Lining



 Experience
the Reflex
gazco.com/reflex



Reflex 75T

Stone Mantels

The versatile Reflex 75T Edge can be combined with any one of Gazco's six stone mantels, matching slip sets and optional hearths for a traditional fireplace aesthetic. Choose from either Limestone or Antique White Marble for an elegant and inspiring centrepiece.



Victorian Corbel (page 27 & 50)



Claremont (pages 4, 11, 24 & 43)



Georgian Roundel



Sandringham (page 13)



Cavendish Bolection (page 26)



Grafton

All mantels are shown with matching slip sets and optional hearths. See page 43 for more information.

Continued overleaf...

Reflex 75T

Stone Mantels (continued)

Gazco's collection of high-quality limestone and antique white marble mantels enhance the Reflex 75T Edge with their beautiful and natural features. Each piece is truly unique, with naturally occurring veining, subtle tonal differences and even small fossils present in the limestone.



Reflex 75T Edge with Ledge-stone-effect lining. Shown with Cavendish Bolection limestone mantel and matching slip set. Top right: Victorian Corbel antique white marble mantel detail. Bottom Right: Sandringham natural limestone mantel detail.



 Experience
the Reflex
gazco.com/reflex

Reflex 75T Edge with EchoFlame Black Glass lining. Shown with the Victorian Corbel limestone mantel, matching slip set.



Reflex 105 Icon XS with EchoFlame® Black Glass lining

Tailoring your 105 to your interior

A suite of styling possibilities lets you personalise your fire to your specifications

Frames and surrounds

The Reflex 105 is designed as an Edge fire, for a hole-in-the-wall installation that seamlessly integrates with your interior.

For added presence, various surround options transform and enhance the 105's landscape proportions. The Icon XS adds a shimmering black glass frame, whilst the two luxurious stone Sorrento surrounds offer a striking yet minimalist take on the fireside.



Edge (frameless)



Icon XS



Sorrento - Graphite Granite



Sorrento - Limestone

Key Details

	Conventional Flue	Balanced Flue
Maximum Heat Output	9.5kW	10.2kW
Efficiency	Up to 76%	Up to 92%
Energy Efficiency Class	D	A

Lining Options

Three lining choices let you set the stage for the 105's spectacular flame visuals. Ledgestone and Brick-effect linings offer a classical backdrop that offsets the fire's modern looks. The striking EchoFlame Black Glass reflects the flames on all sides for a deeper picture.



EchoFlame Black Glass



Ledgestone-effect



Brick-effect

Reflex 105

Edge

Surrounded only by your interior décor, the 105 Edge provides the ultimate in contemporary fireside ambience, with nothing but the expansive flame picture on show.



Dimensions *

Width - 1134mm

Height - 552mm

Heat Output and Efficiency


See page 29.

* Dimensions given are from front of
cable glass installation.



Experience
the Reflex

gazco.com/reflex







Reflex 105 Icon XS with EchoFlame Black Glass lining. See page 28 for additional image

Reflex 105

Icon XS

Composed of four pieces of geometrically positioned black glass, this designer frame adds enhanced definition to the 105's stunning flame picture.

Frame Dimensions

Width - 1443mm

Height - 861mm

Depth - 24mm

Heat Output and Efficiency

See page 28



Experience
the Reflex

gazco.com/reflex

Reflex 105 Icon XS with Brick-effect lining

Reflex 105

Sorrento

Presenting contemporary style with a nod to classic fireside aesthetics, the Sorrento stone options offer a modern take on traditional mantel designs. Clean lines and minimal detailing emphasise the natural stone, which is available in Graphite Granite or Limestone.



Surround Dimensions

Width - 1530mm
Height - 801mm
Depth - 200mm

Hear Output and Efficiency

See page 29



Experience
the Reflex

[gazco.com/reflex](https://www.gazco.com/reflex)





Reflex 75T-2 (right facing fire) with EchoFlame Black Glass lining.

Reflex 75T & 105 Multi-Sided Fires

Reflex two-sided and three-sided fires grant an unparalleled view of the stunning flame visuals, which can be viewed from almost anywhere in the room.

Corner or Three-sided Options

These elegantly contemporary fires allow for a beautifully bespoke fireplace, whether positioned centrally or in the corner of the room. Two-sided Reflex fires are designed for corner installations and can be selected in either right or left corner formats to suit your home. The three-sided Reflex fires feature a panoramic display for stunning visuals from any angle, with 180° views showing off the deep log composition and dancing flames.

Lining Options

Both Reflex 75T and 105 Multi-Sided fires can be customised with three different lining options. Each add a stunningly different aesthetic to the fire. EchoFlame Black Glass enhances visuals by reflecting the flames and deepening the view. For a more classical look, the Ledgestone-effect and Brick-effect linings offer an elegant backdrop to the rolling flames.



EchoFlame Black Glass



Brick-effect



Ledgestone-effect

Key Details

Maximum Heat Output	75T-2/3 8.7kW	105-2/3 11.1kW
Efficiency	75T-2/3 92%	105-2/3 89%
Energy Efficiency Class	75T-2/3 A	105-2/3 B
Flue Type	Balanced Flue	



Reflex 105-3 (three sided fire) with EchoFlame Black Glass lining

Reflex 75T

Multi-Sided Fires

Whether you select the 75T-2 for a left or right corner fire or the 75T-3 for an eye-catching three-sided fire, these multi-sided models create a designer fireplace that will become the heart of your home.



Reflex 75T-2 (left facing fire) with EchoFlame Black Glass lining. See back cover for additional image.

Dimensions

Width - 700mm
Height - 793mm
Depth - 280mm

Max. Heat Output

8.7kW

Efficiency

82%

Efficiency Class

A

OPTIONAL VENTILATION BARS

To assist with ventilation and offer an alternative to building in 'shadow gaps' above and below the fire, Gazco also offer a range of neat open ventilation bars for all formats.



Experience
the Reflex

gazco.com/reflex

Reflex 257-3 (three-sided fire)
with EchoFlame Black Glass lining





Reflex 105 3 (three-sided fire) with EchoFlame Black Glass lining, with Left Open Corner Ventilation Bar. See page 37 for additional image.

Reflex 105

Multi-Sided Fires

The 105 Multi-Sided creates an extraordinary panoramic fireplace in any interior, whether installed as a three-sided or two-sided corner fire. A range of optional ventilation bars provide an easy and attractive solution for airflow; see page 49 for more information.

Frame Dimensions

Width - 1257mm

Height - 586mm

Depth - 282mm

Max. Heat Output

11.1kW

Efficiency

89%

Efficiency Class

B



Experience
the Reflex

gazco.com/reflex

OPTIONAL VENTILATION BARS

To assist with ventilation and offer an alternative to building in 'shadow gaps' above and below the fire, Gazco also offer a range of neat open ventilation bars for all formats.



Technical Information

REFLEX 75T FIRE INFORMATION

Product Code	Flue Type	Gas Type	Heat Input	Heat Output	Energy Efficiency Class	Efficiency	Lining
191-029	Conventional flue	Nat. Gas	11.5kW	7.9kW	D	76%	Black Reeded
191-412	Conventional flue	LPG	11.5kW	8.0kW	D	76%	Black Reeded
191-033	Conventional flue	Nat. Gas	11.5kW	7.9kW	D	76%	Fluted Vermiculite
191-424	Conventional flue	LPG	11.5kW	8.0kW	D	76%	Fluted Vermiculite
191-045	Conventional flue	Nat. Gas	11.5kW	7.9kW	D	76%	Brick-effect
191-435	Conventional flue	LPG	11.5kW	8.0kW	D	76%	Brick-effect
191-062	Conventional flue	Nat. Gas	11.5kW	7.9kW	D	76%	Black Glass
191-459	Conventional flue	LPG	11.5kW	8.0kW	D	76%	Black Glass
191-051	Conventional flue	Nat. Gas	11.5kW	7.9kW	D	76%	Ledgestone-effect
191-448	Conventional flue	LPG	11.5kW	8.0kW	D	76%	Ledgestone-effect

191-082	Balanced flue	Nat. Gas	10.0kW	8.3kW	A	92%	Black Reeded
191-471	Balanced flue	LPG	9.8kW	8.3kW	A	92%	Black Reeded
191-094	Balanced flue	Nat. Gas	10.0kW	8.3kW	A	92%	Fluted Vermiculite
191-487	Balanced flue	LPG	9.8kW	8.3kW	A	92%	Fluted Vermiculite
191-106	Balanced flue	Nat. Gas	10.0kW	8.3kW	A	92%	Brick-effect
191-490	Balanced flue	LPG	9.8kW	8.3kW	A	92%	Brick-effect
191-127	Balanced flue	Nat. Gas	10.0kW	8.3kW	A	92%	Black Glass
191-528	Balanced flue	LPG	9.8kW	8.3kW	A	92%	Black Glass
191-111	Balanced flue	Nat. Gas	10.0kW	8.3kW	A	92%	Ledgestone-effect
191-512	Balanced flue	LPG	9.8kW	8.3kW	A	92%	Ledgestone-effect

All fires shown with the symbol opposite have the advantage of not normally requiring an air vent* where the air permeability is greater than 5.0m³/hr/m². See page 45 for more details.

*Requirements in the Republic of Ireland are different.

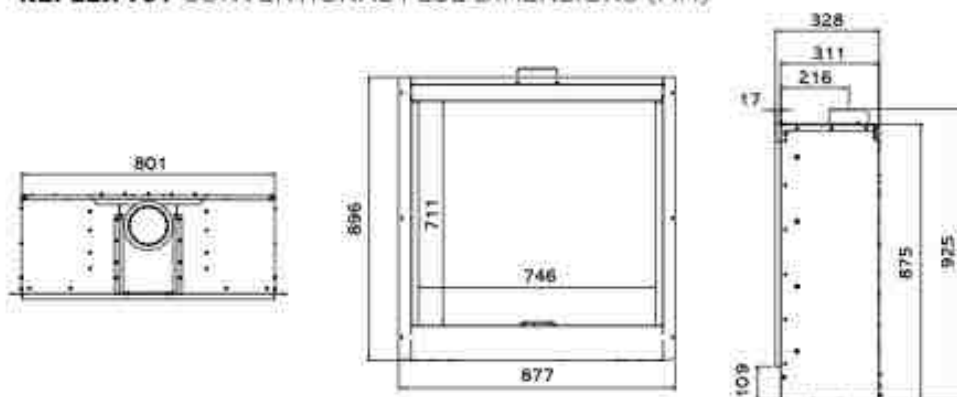
REFLEX 75T ACCESSORIES

Product Code	Description
991-021	Black Reeded Lining Set - 75T Conventional Flue
991-044	Fluted Vermiculite Lining Set - 75T Conventional Flue
991-005	Brick-effect Lining Set - 75T Conventional Flue
991-076	Black Glass Lining Set - 75T Conventional Flue
991-138	Ledgestone-effect Lining Set - 75T Conventional Flue
934-037	Black Reeded Lining Set - 75T Balanced Flue
934-062	Fluted Vermiculite Lining Set - 75T Balanced Flue
934-077	Brick-effect Lining Set - 75T Balanced Flue
934-091	Black Glass Lining Set - 75T Balanced Flue
934-086	Ledgestone-effect Lining Set - 75T Balanced Flue
999-055	Wi-Fi Control Kit (suitable for new fires at time of purchase)
928-315	Chimney Renovation Kit (Balanced Flue Only)

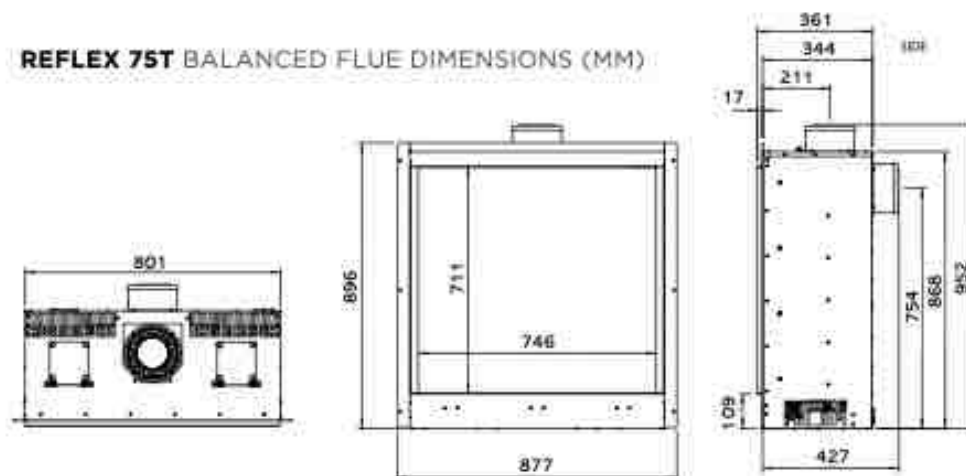
REFLEX 75T FRAME OPTIONS

Product Code	Description	Frame Finish	Frame Size (mm)		
			w	h	d
934-213	Verve XS	Graphite	1202	1005	57
934-245	Evoke Glass	Black Glass front & Graphite rear	1117	1034	42
934-264	Evoke Glass	White Glass front & Graphite rear	1117	1034	42
934-281	Evoke Steel	Graphite front & rear	1117	1034	42
934-371	Icon XS	Black Glass	1089	1015	17

REFLEX 75T CONVENTIONAL FLUE DIMENSIONS (MM)



REFLEX 75T BALANCED FLUE DIMENSIONS (MM)



The information on this page is to assist you in your choice of a suitable Gazco fire. This is not intended to be all the information required to install your fire. This can be obtained from your local Gazco retailer or you can download the full installation instructions from the Gazco website at www.gazco.com.



Reflex 75T Edge with Brick-effect lining. Shown with the Claremont Limestone mantel and matching slip set.

REFLEX 75T STONE MANTEL INFORMATION

Product Code	Description	Frame Finish	w	h	d
9002CLWM	Claremont (requires slip set)	Antique White Marble	1555	1143	190
9002CLTL	Claremont (requires slip set)	Limestone	1555	1143	190
9000CAWM	Cavendish Bolection (requires slip set)	Antique White Marble	1460	1320	207
9000CATL	Cavendish Bolection (requires slip set)	Limestone	1460	1320	207
9001GEWM	Georgian Roundel (requires slip set)	Antique White Marble	1460	1082	200
9001GETL	Georgian Roundel (requires slip set)	Limestone	1460	1082	200
9003GRWM	Grafton (requires slip set)	Antique White Marble	1415	1165	305
9003GRTL	Grafton (requires slip set)	Limestone	1415	1165	305
9004VIWM	Victorian Corbel (requires slip set)	Antique White Marble	1525	1170	250
9004VITL	Victorian Corbel (requires slip set)	Limestone	1525	1170	250
9005SAWM	Sandringham (requires slip set)	Antique White Marble	1550	1220	227
9005SATL	Sandringham (requires slip set)	Limestone	1550	1220	227

REFLEX 75T SLIP SETS INFORMATION

Slip sets are required to install the Reflex 75T with any of Gazco's six stone mantels.

934-790	Slip set for Reflex 75T Stone Mantel	Antique White Marble	N/A	N/A	N/A
934-121	Slip set for Reflex 75T Stone Mantel	Limestone	N/A	N/A	N/A

REFLEX 75T HEARTH INFORMATION

934-241	Small Hearth for Stone Mantel	Antique White Marble	1524	53	228
934-193	Small Hearth for Stone Mantel	Limestone	1524	53	228
934-489	Large Hearth for Stone Mantel	Antique White Marble	1625	53	457
934-351	Large Hearth for Stone Mantel	Limestone	1625	53	457

SMALL & LARGE STONE HEARTH'S



Gazco's selection of beautiful stone hearths include either small or large sizes in both Antique White Marble and Limestone options. The large size is styled with a stepped edge design whilst the small has a flush finish.

Technical Information

REFLEX 105 FIRE INFORMATION

Product Code	Flue Type	Gas Type	Heat Input	Heat Output	Energy Efficiency Class	Efficiency	Lining
191-168	Conventional flue	Nat. Gas	13.9kW	9.5kW	D	76%	Brick-effect
191-636	Conventional flue	LPG	13.4W	9.4kW	D	76%	Brick-effect
191-182	Conventional flue	Nat. Gas	13.9kW	9.5kW	D	76%	Black Glass
191-659	Conventional flue	LPG	13.4kW	9.4kW	D	76%	Black Glass
191-177	Conventional flue	Nat. Gas	13.9kW	9.5kW	D	76%	Ledgestone-effect
191-643	Conventional flue	LPG	13.4kW	9.4kW	D	76%	Ledgestone-effect

191-223 *	Balanced flue	Nat. Gas	12.0kW	9.9kW	A	92%	Brick-effect
191-745 *	Balanced flue	LPG	12.0kW	10.2kW	A	92%	Brick-effect
191-245 *	Balanced flue	Nat. Gas	12.0kW	9.9kW	A	92%	Black Glass
191-776 *	Balanced flue	LPG	12.0kW	10.2kW	A	92%	Black Glass
191-236 *	Balanced flue	Nat. Gas	12.0kW	9.9kW	A	92%	Ledgestone-effect
191-760 *	Balanced flue	LPG	12.0kW	10.2kW	A	92%	Ledgestone-effect

All fires shown with the symbol opposite have the advantage of not normally requiring an air vent* where the air permeability is greater than 5.0m³/hr/m². See page 43 for more details.

* Requirement in the Republic of Ireland are different.

* Required if the system.

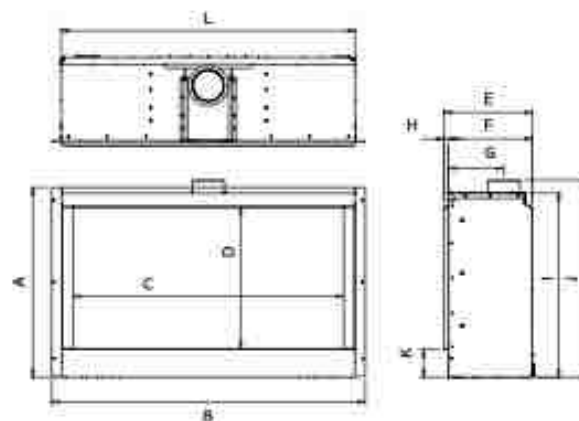
REFLEX 105 ACCESSORIES

Product Code	Description
991-351	Brick-effect Lining Set - 105 Conventional Flue
991-393	Black Glass Lining Set - 105 Conventional Flue
991-364	Ledgestone-effect Lining Set - 105 Conventional Flue
991-447	Brick-effect Lining Set - 105 Balanced Flue
191-495	Black Glass Lining Set - 105 Balanced Flue
991-461	Ledgestone-effect Lining Set - 105 Balanced Flue
999-055	Wi-Fi Control Kit (suitable for new fires at time of purchase)
999-019	Reflex 105 Chimney Renovation Kit (Balanced Flue Only)

REFLEX 105 FRAME OPTIONS

Product Code	Description	Frame Finish	Frame Size (mm)		
			w	h	d
934-334	Icon XS	Black Glass	1443	861	24
934-653	Sorrento	Graphite Granite	1530	801	200
934-501	Sorrento	Natural Limestone	1530	801	200

REFLEX 105 DIMENSIONS (MM)



	A	B	C	D	E	F	G	H	I	J	K	L
6" Reflex 105 CF Nat Gas / LPG	756	1216	1050	5515	343	326	216	17	715	765	109	1140
8" Reflex 105 BF Nat Gas / LPG	756	1216	1050	5515	361	344	211	17	709	793	109	1140

Technical Information

REFLEX 75T-2 (2-SIDED) FIRE INFORMATION

Product Code	Corner	Flue Type	Gas Type	Heat Input	Heat Output	Energy Efficiency Class	Efficiency	Lining
191-020	Left Facing	Balanced flue	Nat. Gas	10.5kW	8.7kW	A	92%	Brick-effect
191-645	Left Facing	Balanced flue	LPG	10.0kW	8.5kW	A	92%	Brick-effect
191-088	Right Facing	Balanced flue	Nat. Gas	10.5kW	8.7kW	A	92%	Brick-effect
191-890	Right Facing	Balanced flue	LPG	10.0kW	8.5kW	A	92%	Brick-effect
191-058	Left Facing	Balanced flue	Nat. Gas	10.5kW	8.7kW	A	92%	Ledgestone-effect
191-662	Left Facing	Balanced flue	LPG	10.0kW	8.5kW	A	92%	Ledgestone-effect
191-101	Right Facing	Balanced flue	Nat. Gas	10.5kW	8.7kW	A	92%	Ledgestone-effect
191-703	Right Facing	Balanced flue	LPG	10.0kW	8.5kW	A	92%	Ledgestone-effect
191-071	Left Facing	Balanced flue	Nat. Gas	10.5kW	8.7kW	A	92%	Black Glass
191-674	Left Facing	Balanced flue	LPG	10.0kW	8.5kW	A	92%	Black Glass
191-113	Right Facing	Balanced flue	Nat. Gas	10.5kW	8.7kW	A	92%	Black Glass
191-725	Right Facing	Balanced flue	LPG	10.0kW	8.5kW	A	92%	Black Glass

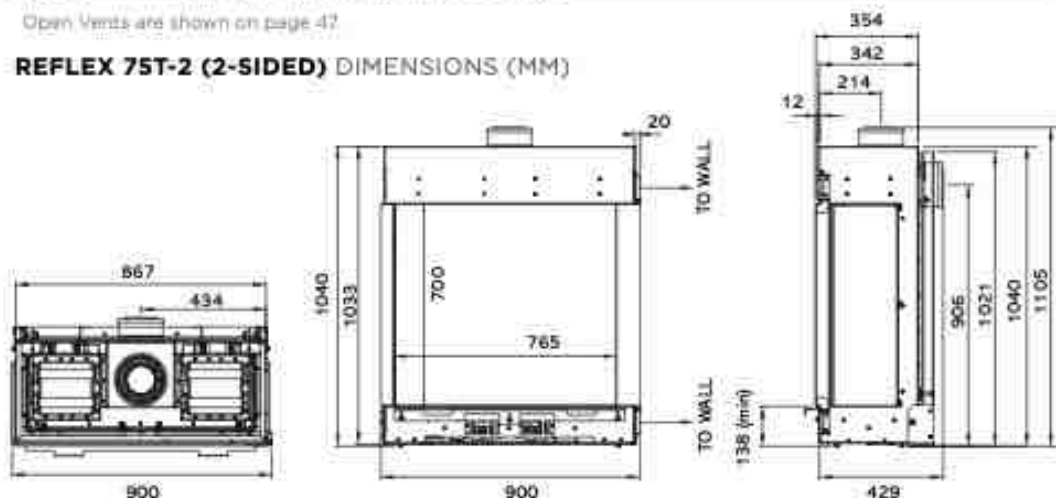
All fires shown with the symbol opposite have the advantage of not normally requiring an air vent* where the air permeability is greater than 5.0m³/hr/m². See page 45 for more details.

REFLEX 75T-2 (2-SIDED) ACCESSORIES

Product Code	Description
991-218	Brick-effect Lining Set - 75T-2 (2-sided) Balanced Flue
991-224	Ledgestone-effect Lining Set - 75T-2 (2-sided) Balanced Flue
991-256	Black Glass Lining Set - 75T-2 (2-sided) Balanced Flue
999-055	Wi-Fi Control Kit (suitable for new fires at time of purchase)
928-315	Chimney Renovation Kit (Balanced Flue Only)

Open Vents are shown on page 47

REFLEX 75T-2 (2-SIDED) DIMENSIONS (MM)



REFLEX 75T-3 (3-SIDED) FIRE INFORMATION

Product Code	Flue Type	Gas Type	Heat Input	Heat Output	Energy Efficiency Class	Efficiency	Lining
191-037	Balanced flue	Nat. Gas	10.5kW	8.7kW	A	92%	Brick-effect
191-571	Balanced flue	LPG	10.0kW	8.5kW	A	92%	Brick-effect
191-041	Balanced flue	Nat. Gas	10.5kW	8.7kW	A	92%	Ledgestone-effect
191-584	Balanced flue	LPG	10.0kW	8.5kW	A	92%	Ledgestone-effect
191-056	Balanced flue	Nat. Gas	10.5kW	8.7kW	A	92%	Black Glass
191-595	Balanced flue	LPG	10.0kW	8.5kW	A	92%	Black Glass

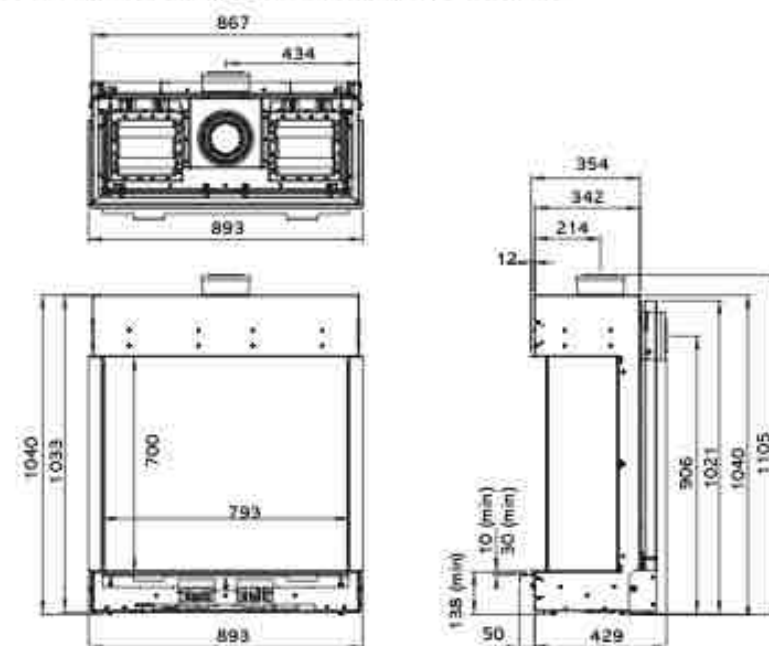
All fires shown with the symbol opposite have the advantage of not normally requiring an air vent* where the air permeability is greater than 5.0m³/hr/m². See page 45 for more details.

REFLEX 75T-3 (3-SIDED) ACCESSORIES

Product Code	Description
991-166	Brick-effect Lining Set - 75T-3 (3-sided) Balanced Flue
991-174	Ledgestone-effect Lining Set - 75T-3 (3-sided) Balanced Flue
991-202	Black Glass Lining Set - 75T-3 (3-sided) Balanced Flue
999-055	Wi-Fi Control Kit (suitable for new fires at time of purchase)
928-315	Chimney Renovation Kit (Balanced Flue Only)

REFLEX 75T-3 (3-SIDED) DIMENSIONS (MM)

Open Vents are shown on page 47





Technical Information

REFLEX 105 MULTI-SIDED FIRE INFORMATION

Product Code	Flue Type	Gas Type	Heat Input	Heat Output	Energy Efficiency Class	Efficiency	Lining
191-025 *	Balanced flue	Nat. Gas	12.5kW	10.0kW	B	89%	Brick-effect
191-462 *	Balanced flue	LPG	13.5kW	11.1kW	B	89%	Brick-effect
191-040 *	Balanced flue	Nat. Gas	12.5kW	10.0kW	B	89%	Black Glass
191-535 *	Balanced flue	LPG	13.5kW	11.1kW	B	89%	Black Glass
191-031 *	Balanced flue	Nat. Gas	12.5kW	10.0kW	B	89%	Ledgestone-effect
191-495 *	Balanced flue	LPG	13.5kW	11.1kW	B	89%	Ledgestone-effect

All fires shown with the symbol opposite have the advantage of not normally requiring an air vent* where the air permeability is greater than 5.0m³/hr/m². See page 49 for more details.

* Requirements in the Republic of Ireland are different.

† Requires B* flue system.

REFLEX 105 MULTI-SIDED ACCESSORIES

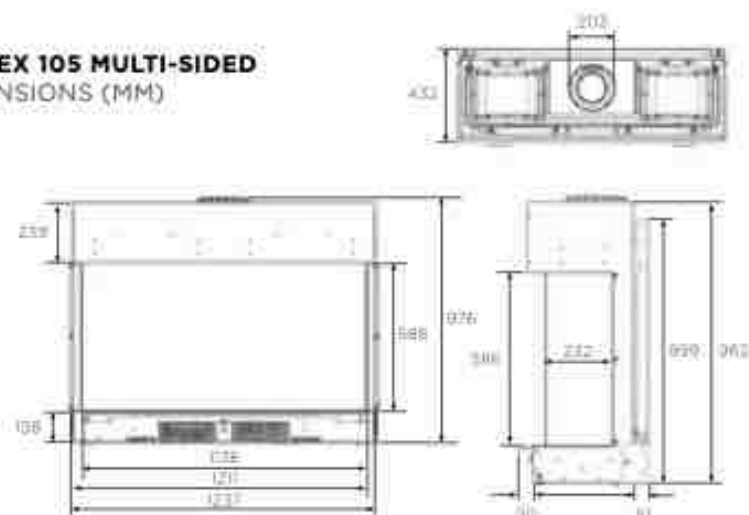
Product Code	Description
991-247	Reflex 105-3 Balanced Flue - Brick Effect Lining Set
991-388	Reflex 105-3 Balanced Flue - Ledgestone Effect Lining Set
991-056	Reflex 105-3 Balanced Flue - Black Glass Lining Set
991-011	Reflex 105-2 Balanced Flue - Brick Effect Lining Set
991-129	Reflex 105-2 Balanced Flue - Ledgestone Effect Lining Set
991-262	Reflex 105-2 Balanced Flue - Black Glass Lining Set
999-055	WiFi Control Kit

REFLEX 105 MULTI-SIDED CORNER CONVERSION KITS

Product Code	Description
991-023	Reflex 105-2 Corner Conversion Kit - Brick Effect
991-085	Reflex 105-2 Corner Conversion Kit - Ledgestone
991-161	Reflex 105-2 Corner Conversion Kit - Black Glass

Reflex 105 Multi-Sided fires are supplied in a three-sided format but can be configured from a three-sided fire to a two-sided corner fire with the Corner Conversion Kits.

REFLEX 105 MULTI-SIDED DIMENSIONS (MM)



REFLEX 105 MULTI-SIDED BALANCED FLUE OPTIONS

Product Code	Description
999-227	8" Rear Exit, Flue Kit (inc Terminal Guard)
999-333	8" Top Exit, Up and Out Kit
999-352	Top Flue Vertical Kit (inc 8" to 6" adapter)

REFLEX 75T & 105 MULTI-SIDED OPEN VENTS

Product Code	Description
991-609	Left Open Corner Vent 60 X 40 X 6cm, White
991-620	Right Open Corner Vent 60 X 40 X 6cm, White
991-643	Open Vent 80 x 6cm, White



Left Open Ventilation Bar

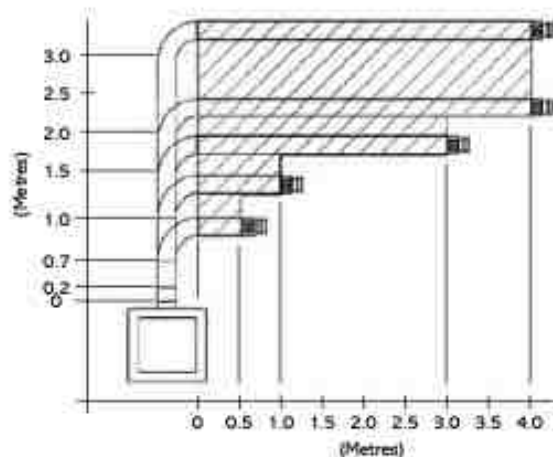
Right Open Ventilation Bar

Open Ventilation Bar

Balanced Flue Options

Gazco offers a comprehensive range of balanced flue system components. Please refer to our dedicated Concentric Flue System brochure and individual product instruction manuals, which can be viewed online at www.gazco.com. Please note that the Reflex 105 BF and 105 Multi-Sided have been designed with a flue collar size of 8", whereas the Reflex 75T BF and 75T Multi-Sided have a flue collar of 6".

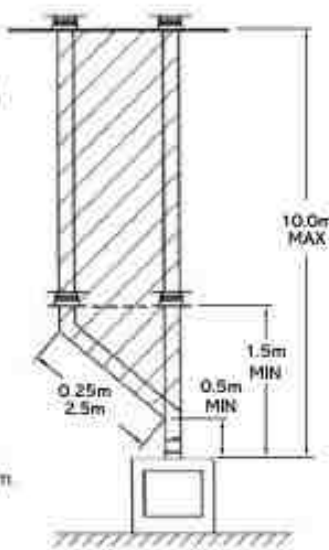
UP AND OUT KIT FOR 6" REFLEX 75T, 75T-3 & 75T-2



TOP FLUE VERTICAL KITS FOR 6" REFLEX 75T, 75T-3, 75T-2 AND 8" REFLEX 105 & 105 MULTI-SIDED

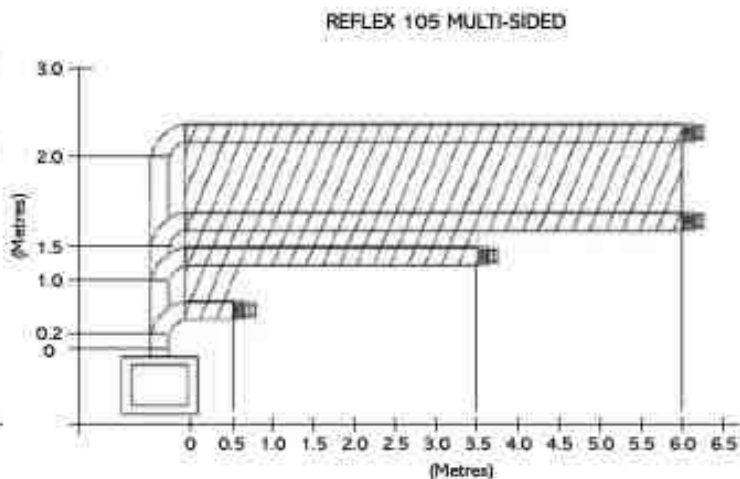
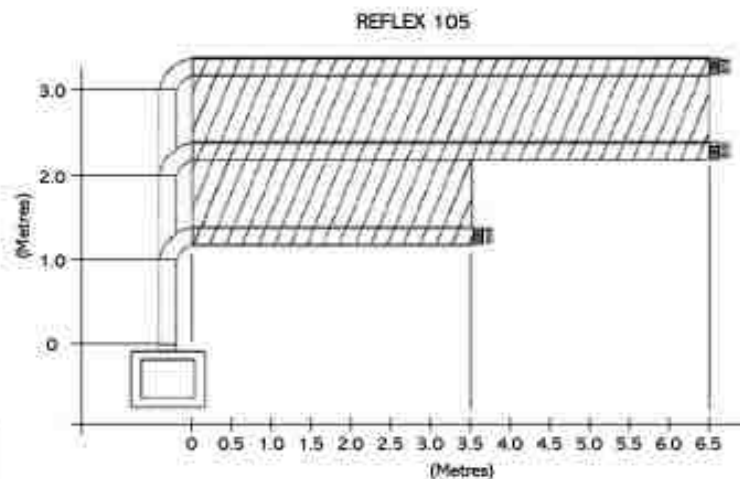
PLEASE NOTE:

This Reflex 105 Vertical Kit includes an 8" to 6" flue adapter. It is essential when ordering additional parts to consult the table in the instruction manual for the relevant part numbers, which can be found at www.gazco.com.



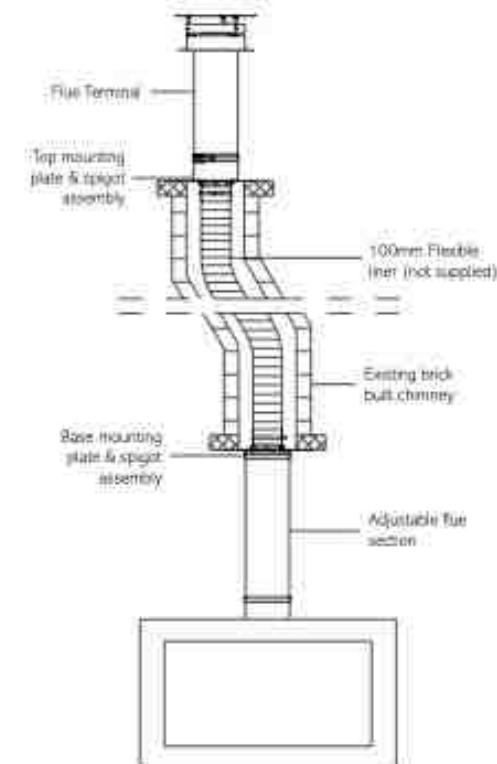
8" TOP FLUE UP AND OUT KIT FOR REFLEX 105 & 105 MULTI-SIDED

This product is designed for and requires an 8" flue system for greater installation flexibility with the Top Flue Up and Out kit, it is essential when ordering additional parts to consult the table in the instructions for the relevant part numbers.




CHIMNEY RENOVATION KITS FOR 6" REFLEX 75T, 75T-3, 75T-2, & 8" 105 AND 105 MULTI-SIDED

This innovative kit allows balanced flue Reflex fires to be installed into an existing fireplace opening. Using the kit, all Reflex fires have the option of a two-liner installation. In addition, Reflex 75T and 105 fires also have the option of a single liner, which uses the masonry chimney to bring in air. Please note, due to their different flue collar sizes, Reflex 75T and 105 balanced flue fires require different renovation kits. Your retailer will be able to advise on your specific requirements.



Air Ventilation for gas fires

To comply with gas appliance installation regulations, all conventional flue Reflex fires require additional ventilation into your room. All fires shown with the symbol  opposite have the advantage of not normally requiring an air vent* where the air permeability is greater than 5.0m³/hr/m². Please consult either your Gazco retailer or the Gazco Technical Information on our website: www.gazco.com to confirm the ventilation required. Please be aware that balanced flue models still require adequate enclosure venting of warm air back into the room, as explained below.

*Requirements in the Republic of Ireland are different.

Colours / Flame pictures

Owing to variations in studio lighting & printing inks, the finishes/colours of fires illustrated in this brochure may differ slightly from actual models. Before purchasing, please ask your retailer to show you finish samples.

All flame pictures shown in this brochure are taken from real fires. Please note however that flame pictures will vary depending on flue conditions and surrounding geographical features. Some of the photography in this brochure may not comply with the requirement of the latest building regulations given as these are subject to constant change. You should always check your proposed installation arrangement with a qualified gas installer before proceeding.

Installation and Safety

Gazco gas fires must be fitted by a qualified gas installer (Gas Safe registered in the United Kingdom or Bord Gás registered in the Republic of Ireland) who should also verify the proposed site conditions are fully suitable for the product selected. Complete installation instructions for many models can be obtained prior to purchase by viewing or downloading them from: www.gazco.com.

When designing your own installation, please also observe the minimum distance to combustible materials as stated in the installation instructions.

Please note that all parts of these fires, particularly the glass panel in the door, become extremely hot during operation and can result in serious injury and burns if touched. It is therefore recommended that a fireguard complying with BS 8423:2002 is used in the presence of young children, the elderly or infirm.

Balanced Flue Convected Warm Airflow

Balanced flue models heat the room with convected warm air via the chimney breast or enclosure into which the appliance is installed. The void around the fire must be ventilated at both low and high levels on both sides to prevent heat built up. These vents take cold air from the room and return it back into the room as warm air. Care must be taken to comply with clearance to combustible materials as detailed in the instruction manual.

To assist with ventilation and offer an alternative to building in 'shadow gaps' above and below the Reflex 105 Multi-Sided, Gazco also offer a range of neat open ventilation bars for all formats. See pages 44-45 for options.

Servicing and Support

To keep your Reflex looking and performing at its best, it must be serviced annually. This service must be undertaken by a GasSafe (Great Britain), CORGI (Northern Ireland) or Bord Gás (Republic of Ireland) approved engineer and your retailer can organise this for you. Alternatively, Gazco offer a manufacturer's premium service with our friendly team of qualified engineers which can be booked at www.gazco.com/support.



WIN

the cost of your product back!*

For further home inspiration you can **view real life installations** at our Customer Showcase page and **share your thoughts and photos of your new stove or fire installation to enter our draw!**

- We will publish your entry on our Customer Showcase
- You will be entered into a draw for the chance to win the cost of your product back
- **Gain a second entry by registering your product online for your free extended warranty:** gazco.com/registration

"So pleased we chose this gas alternative to a log burning stove"

View real life installations and submit your review at gazco.com/customershowcase

* Terms and conditions apply. See page 46 for details.



Also available from Gazco

In addition to the Reflex range shown in this brochure, Gazco offers an extensive portfolio of strikingly realistic gas and electric products. These stylish fires and stoves can be found in our other dedicated brochures.



Studio 3 Edge Gas Fire with Log-effect fuel bed and Vermiculite Lining



Riva2 600HL Edge Gas Fire with EchoFlame Black Glass lining in Claremont mantel in Limestone

Whether your taste is contemporary or traditional, there is a Gazco product to suit your home. Gazco's electric range spans anything from the classic-styled freestanding stove, to the ultra-modern colour-changing flames of a hang-on-the-wall electric fire. Our gas fire and stove collection brings a wealth of realistic flames, high efficiency heat, and installation versatility to suit your needs.

You can view the full range of our gas and electric stoves and fires at www.gazco.com.



eStudio 135R Electric Fire with Silver Birch fuel effect and Optional Mood Lighting Kit



Reflex 105 Icon XS with EchoFlame Black Glass lining



Reflex 75T-3 (three-sided fire) with EchoFlame Black Glass lining



Trade Sales: 01392 261999 • NI: 01392 261990 • E-mail: info@gazco.com • NI: northernireland@gazco.com

Export Sales: +44 1392 261990 • Email: exportsales@gazco.com

gazco.com   

www.originalstyle.com; www.carpentright.com; www.amfco.com; www.chunkymonkeyfurniture.co.uk; www.wallandfloors.co.uk; www.daserio.co.uk; www.ikas.com

Find Your Expert Retailer

You can find your nearest retailer by visiting:
www.gazco.com/retailers



Your Gazco stockist:

